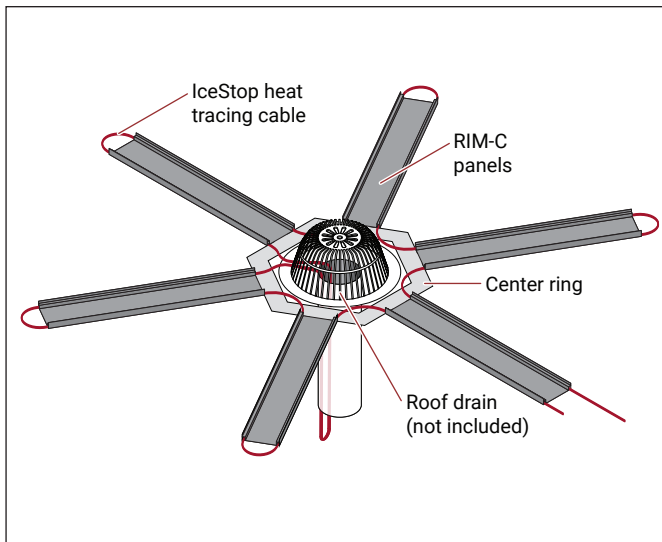




RAYCHEM

RIM-DRAINTRACE (RIM-DT)

Installation Instructions



DESCRIPTION

nVent RAYCHEM RIM-DRAINTRACE (RIM-DT) is a snap-fit standard roof ice melt unit for roof drains on flat or low pitch roofs. It consists of central aluminum spacer ring that can fit up to 14 inches of roof drain. The ring has tabs that can be snap fit into the RIM-C channel panels each 2 feet long. The unit comes with IceStop self-regulating heating cable that can be routed through the channel panels and roof drain to the power connection kit. RAYCHEM WPCCK-R power connection kit with end seal is included with the unit. RIM-DT efficiently transfers heat, mechanically protects the heating cable and keeps the area around the roof drains snow free. The snap fit design eliminates any roof penetrations and significantly reduces installation time.

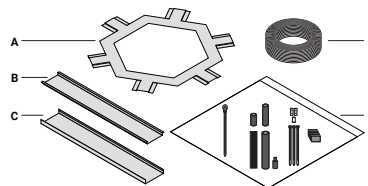
TOOLS REQUIRED

No additional tools are required to install the RIM-DT. For tools required to install connection kits, please refer to WPCCK-R installation instructions (H59363).

ADDITIONAL MATERIALS REQUIRED

(not provided with RIM-DT)

- UL listed or CSA Certified junction box suitable for the location, with a clearance hole or threaded hub for 1/2 -inch NPT.
- Roof drain cover.



KIT CONTENTS

Item	QTY	Description
A	1	RIM-DT Spacer Ring
B	6	RIM-C Cover Panel (2 ft each)
C	6	RIM-C Base Panel (2 ft each)
D	50	IceStop Heating Cable
E	1	WPCCK-R

WARNING:

These components are electrical devices. They must be installed correctly to ensure proper operation and to prevent shock or fire. Carefully follow all of the installation instructions and read these important warnings.

- To minimize the danger of fire from sustained electrical arcing if the heating cable is damaged or improperly installed, and to comply with the requirements of nVent and the National Electrical Codes, ground-fault equipment protection must be used on each heating cable branch circuit. Arcing may not be stopped by conventional circuit breakers.
- Component approvals and performance are based on the use of specified parts only. Do not use substitute parts or vinyl electrical tape.

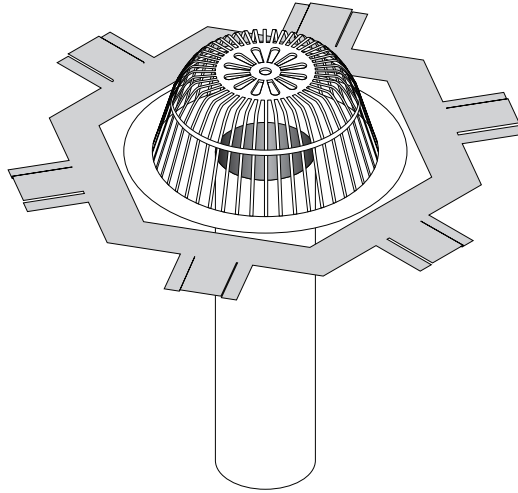
- The black heating-cable core is conductive and can short. It must be properly insulated and kept dry.
- Keep components and heating cable ends dry before and during installation.
- Damaged bus wires can overheat or short. Do not break bus wire strands when scoring the jacket or core.
- Bus wires will short if they contact each other. Keep bus wires separated.
- Heat-damaged components can short. Use a heat gun or a torch with a soft, yellow flame. Keep the flame moving to avoid overheating, blistering, or charring the heat-shrinkable tubes. Avoid heating other components. Replace any damaged parts.

CAUTION:

- Use only fire-resistant insulation materials such as fiberglass wrap.
 - Leave these installation instructions with the user for future reference.
- Charring or burning the heat-shrinkable tubes in this kit will produce fumes that may cause eye, skin, nose, and throat irritation. Consult Material Safety Data Sheet RAY/3122.
- CHEMTREC 24-hour emergency telephone:
(800) 424-9300.
- Non-emergency health and safety information:
(650) 361-4907.

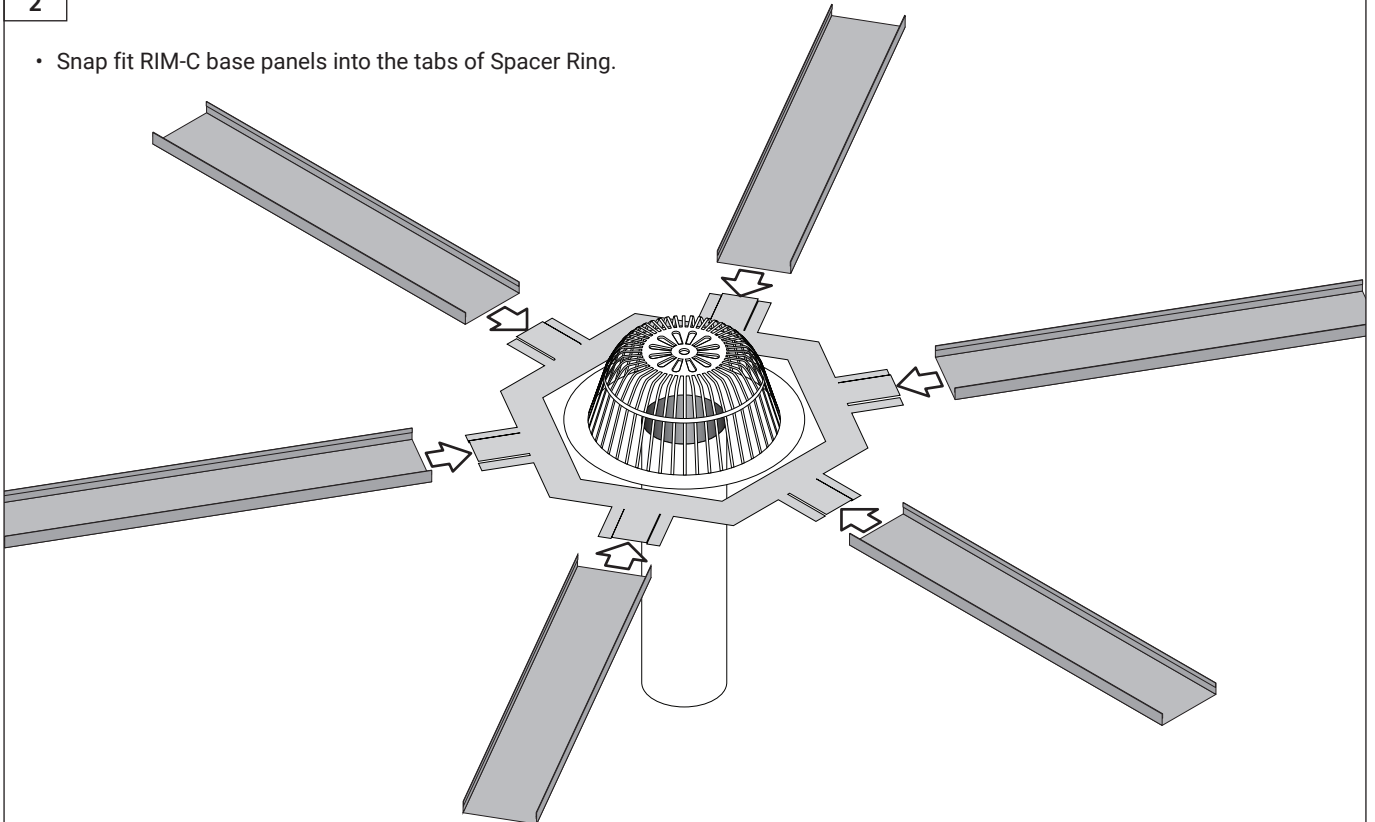
1

- Place RIM-DT Spacer Ring around the roof drain cover.



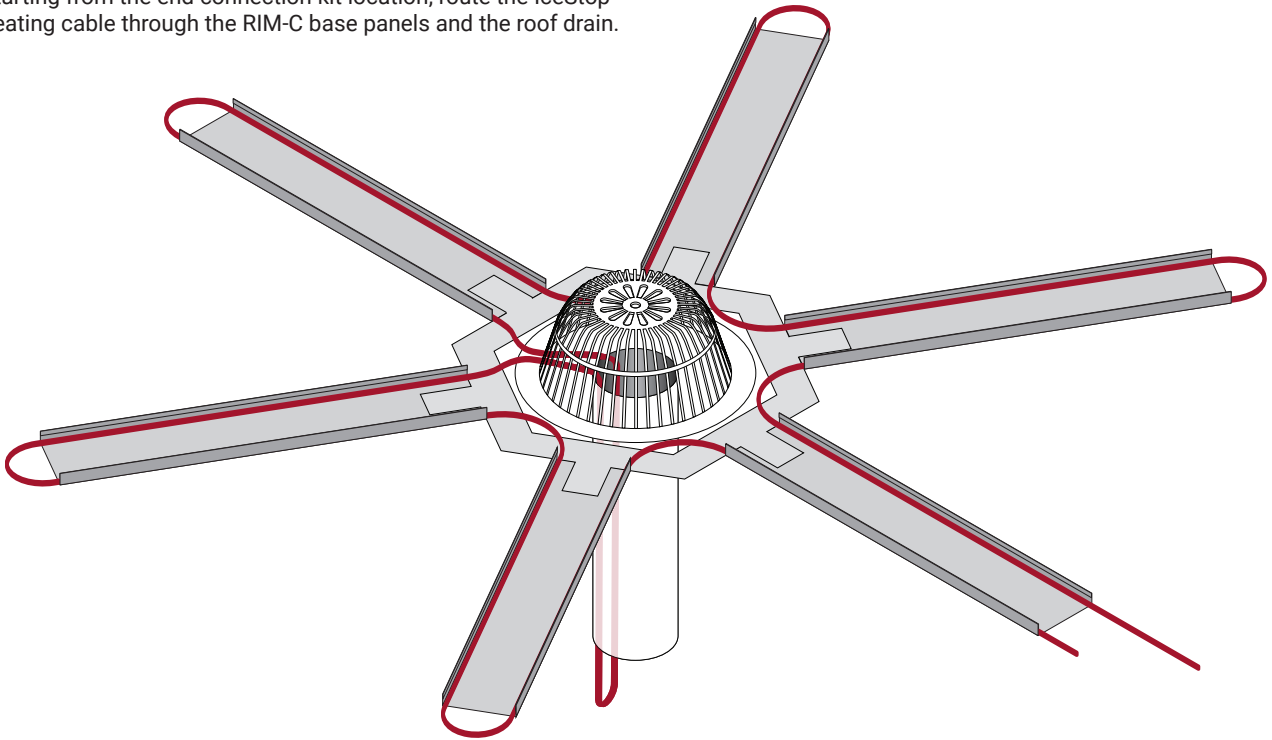
2

- Snap fit RIM-C base panels into the tabs of Spacer Ring.



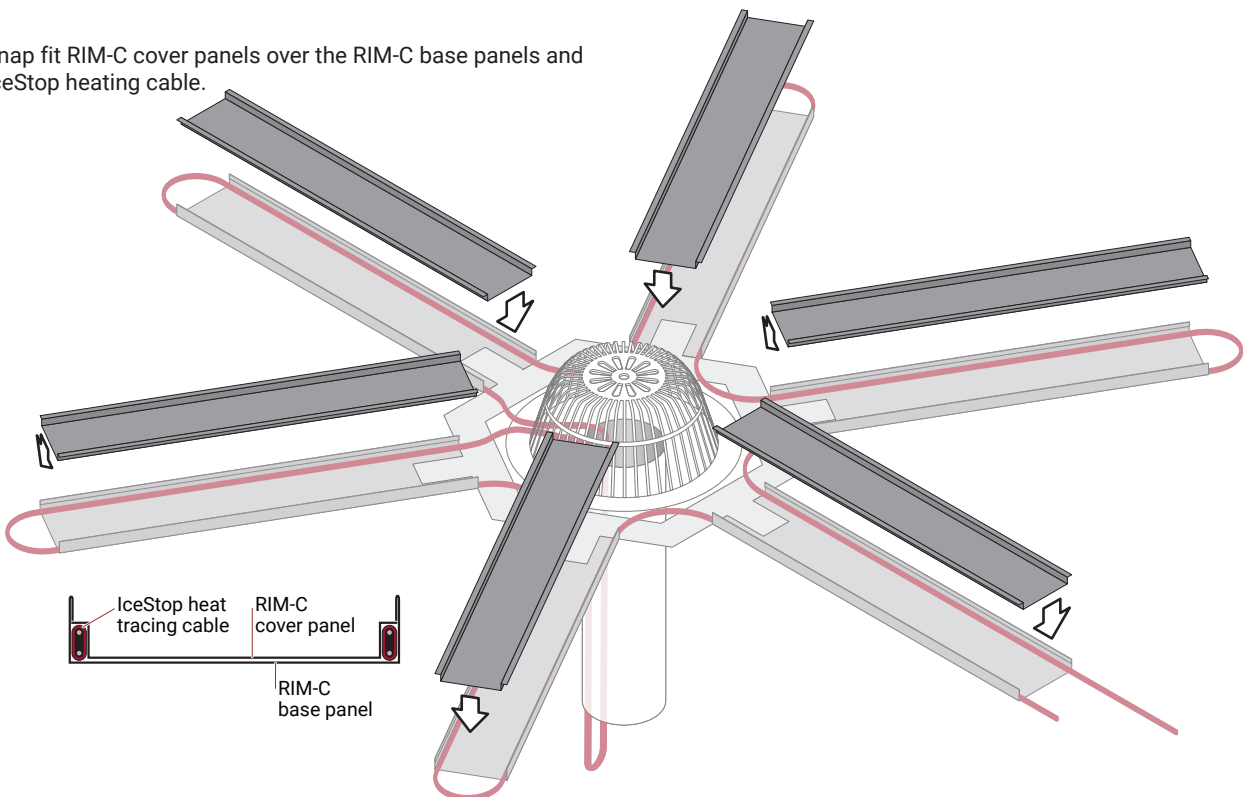
3

- Starting from the end connection kit location, route the IceStop heating cable through the RIM-C base panels and the roof drain.



4

- Snap fit RIM-C cover panels over the RIM-C base panels and IceStop heating cable.



- Install WPCK-R power connection kit and end termination kit as per the installation instructions provided (H59368).

IMPORTANT

All information, including illustrations, is believed to be reliable. Users, however, should independently evaluate the suitability of each product for their particular application. nVent makes no warranties as to the accuracy or completeness of the information, and disclaims any liability regarding its use. nVent's only obligations are those in the nVent Standard Terms and Conditions of Sale for this product, and in no case will nVent or its distributors be liable for any incidental, indirect, or consequential damages arising from the sale, resale, use, or misuse of the product. Specifications are subject to change without notice. In addition, nVent reserves the right to make changes - without notification to Buyer - to processing or materials that do not affect compliance with any applicable specification.

North America

Tel +1.800.545.6258
Fax +1.800.527.5703
thermal.info@nvent.com



nVent.com