

CONNECTION KITS AND ACCESSORIES

PRODUCT OVERVIEW

nVent offers a full range of power connections, splices, and end terminations for use with nVent RAYCHEM SC, SC/H and SC/F heating cables. These connection kits must be used to ensure proper functioning of the product and compliance with warranty, code, and approvals requirements.

SC connection kits include specially sized grommets, solder and splices and therefore must be ordered according to the correct SC cable in use. All above-insulation connection kits use a NEMA 4X-rated re-enterable enclosures. All below-insulation connection kits use a high temperature potting compound and are rated NEMA 4.

Approvals

Hazardous Locations

2SC & 3SC Connection Kits



-W,
-WS



APPROVED

Class I, Div. 2, Groups A, B, C, D
Class II, Div. 2, Groups F, G
Class III

For T-Rating, see design documentation

Ex e II T* (see schedule) Ex tD A21 IP66
IECEx BAS 06.0049X⁽¹⁾

Ex e IIC T* Gb - IEx 09.0008X(1)

⁽¹⁾For Above-Insulation Kits only

1SC, 2SC & 3SC Connection Kits



-W,
-WS

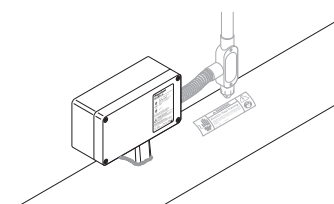
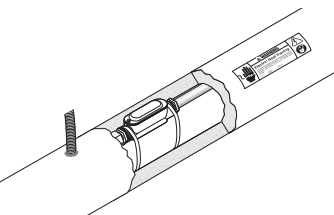
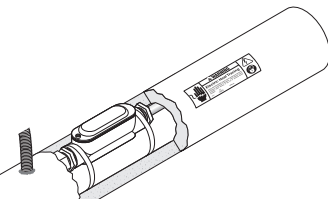
Ex e II T^{(2) (3)}

⁽²⁾For T-Rating, see design documentation

⁽³⁾For 1SC60-CT, 1SC70-CT and 1SC80-CT only

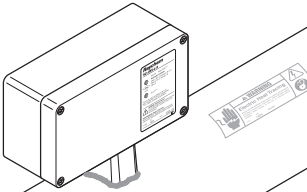
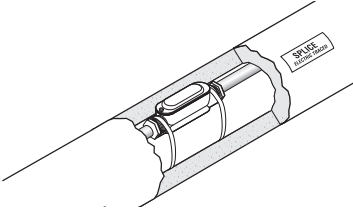
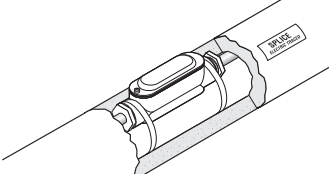


POWER CONNECTION KITS

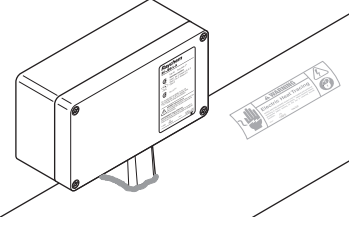
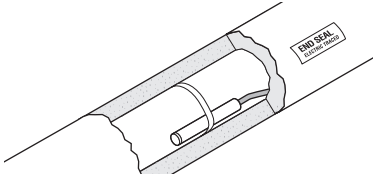
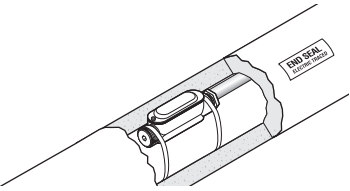
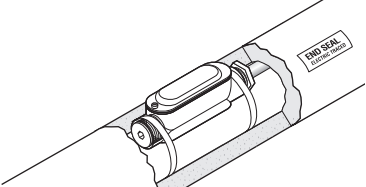
| Product name | Description | Catalog number | Heating cable compatibility (SC, SC/H and SC/F) ⁽¹⁾ |
|--|--|----------------|--|
| Above-Insulation  | Polymeric enclosure and stand with captive sealing grommet. The box has one 1" NPT entry hole. Includes 5-ft cold-lead wires. Box dimensions: 8.6" x 4.7" x 3.6" (220 mm x 120 mm x 90 mm) Stand height: 4.7" (120 mm) | SC-JBP-S-A | 2SC30, 3SC30 2SC40, 3SC40 2SC50, 3SC50 |
| | | SC-JBP-L-A | 2SC60, 3SC60 2SC70, 3SC70 2SC80, 3SC80 |
| Small Below-Insulation  | Copper-free aluminum conduit body with epoxy finish. The conduit body has two 1/2" entries and a large top opening with cover for easy potting. Includes 5-ft cold-lead wires and a 3-ft flexible stainless steel armor. Condulet dimensions: 1/2" body – 5.5" x 1.5" x 1.5" (140 mm x 38 mm x 38 mm) | 1SC-12PT | 1SC30 1SC40 1SC50 |
| | | 2SC-12PT | 2SC30 2SC40 2SC50 |
| | | 3SC-12PT | 3SC30 3SC40 3SC50 |
| Large Below-Insulation  | Copper-free aluminum conduit body with epoxy finish. The conduit body has two 1" NPT entries and large top opening with cover for easy potting. Includes 5 ft cold-lead wires and a 3-ft flexible stainless steel armor. Condulet dimensions: 1" body – 7" x 2" x 2" (178 mm x 51 mm x 51 mm) | 1SC-8PT | 1SC60 |
| | | 1SC-6PT | 1SC70 |
| | | 1SC-4PT | 1SC80 |
| | | 2SC-8PT | 2SC60 |
| | | 2SC-6PT | 2SC70 |
| | | 2SC-4PT | 2SC80 |
| 3SC-8PT | 3SC60 | | |
| 3SC-6PT | 3SC70 | | |
| 3SC-4PT | 3SC80 | | |

⁽¹⁾ SC/F cables are not available in 1 conductor construction.

SPLICE CONNECTION KITS

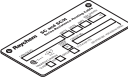
| Product name | Description | Catalog number | Heating cable compatibility (SC, SC/H and SC/F) ⁽¹⁾ |
|--|--|----------------|--|
| Above-Insulation  | Polymeric enclosure and stand with captive sealing grommet. Box dimensions: 8.6" x 4.7" x 3.6" (220 mm x 120 mm x 90 mm) Stand height: 4.7" (120 mm) | SC-JBS-S-A | 2SC30, 3SC30 |
| | | SC-JBS-L-A | 2SC40, 3SC40 2SC50, 3SC50 |
| Small Below-Insulation  | Copper-free aluminum conduit body with epoxy finish. The conduit body has two 1/2" NPT entries and a large top opening with cover for easy potting. Condulet dimensions: 1/2" body – 5.5" x 1.5" x 1.5" (140 mm x 38 mm x 38 mm) | 1SC-SSC | 1SC30, 1SC60 1SC40, 1SC70 1SC50, 1SC80 |
| | | 2SC-SSC | 2SC30, 2SC40 2SC50 |
| | | 3SC-SSC | 3SC30, 3SC40 3SC50 |
| Large Below-Insulation  | Copper-free aluminum conduit body with epoxy finish. The conduit body has two 1" NPT entries and a large top opening with cover for easy potting. Condulet dimensions: 1" body – 7" x 2" x 2" (178 mm x 51 mm x 51 mm) | 2SC-LSC | 2SC60 2SC70 2SC80 |
| | | 3SC-LSC | 3SC60 3SC70 3SC80 |

END TERMINATION KITS

| Product name | Description | Catalog number | Heating cable compatibility (SC, SC/H and SC/F) ⁽¹⁾ |
|---|---|----------------|--|
| Above-Insulation  | Polymeric enclosure and stand with captive sealing grommet. | SC-JBE-S-A | 2SC30, 3SC30 2SC40, 3SC40 2SC50, 3SC50 |
| | Box dimensions: 8.6" x 4.7" x 3.6" (220 mm x 120 mm x 90 mm) Stand height: 4.7" (120 mm) | SC-JBE-L-A | 2SC60, 3SC60 2SC70, 3SC70 2SC80, 3SC80 |
| Small Below-Insulation (for 2SC)  | Stainless steel 1/2" plug with grommet and potting compound. Plug dimensions: 0.5" (12.7 mm) diameter, 2.4" (61 mm) long | 2SC-STC | 2SC30 2SC40 2SC50 |
| Small Below-Insulation (for 3SC)  | Copper-free aluminum conduit body with epoxy finish. The conduit body has two 1/2" NPT entries and a large top opening with cover for easy potting. Includes threaded NPT close-up plug. Condulet dimensions: 1/2" body – 5.5" x 1.5" x 1.5" (140 mm x 38 mm x 38 mm) | 3SC-STC | 3SC30 3SC40 3SC50 |
| Large Below-Insulation  | Copper-free aluminum conduit body with epoxy finish. The conduit body has two 1" NPT entries and large top opening with cover for easy potting. Includes threaded NPT close-up plug. Condulet dimensions: 1" body – 7" x 2" x 2" (178 mm x 51 mm x 51 mm) | 2SC-LTC | 2SC60 2SC70 2SC80 |
| | | 3SC-LTC | 3SC60 3SC70 3SC80 |

⁽¹⁾ SC/F cables are not available in 1 conductor construction.

IDENTIFICATION TAG

| Product name | Description | Catalog number | Heating cable compatibility (SC, SC/H and SC/F) |
|---|--|--------------------------|---|
| Circuit Tag  | SC cable circuit identification tag. A metal tag for attachment to the power connection of each circuit. Tag information includes cable catalog number, watts, volts, amps, circuit length, maximum sheath temperature, hazardous location information and circuit number. | SC-NPLATE-CIRCUIT-ID-TAG | All |

LABELS

| Product name | Description | Catalog number | Heating cable compatibility (SC, SC/H and SC/F) |
|--------------------|---|----------------|---|
| ETL Tag | "Electric Traced" label for identifying traced pipes and tanks. | ETL-ENGLISH | All |

ATTACHMENT PRODUCTS

| Product name | Description | Catalog number | Heating cable compatibility (SC, SC/H and SC/F) |
|-------------------------|--|--------------------|---|
| GT-66 | 1/2" x 66" (12.5 mm x 20 m) roll of glass tape for attaching heating cable to pipe. Not for stainless steel pipes or for installation temperatures above 40°F (4°C). | GT-66 | All |
| GS-54 | 1/2" x 54" (62.5 mm x 16.5 m) roll of glass tape for attaching heating cable to pipe. For stainless steel pipes or for any installation temperatures below 40°F (4°C). | GS-54 | All |
| T-180 | 2 1/2" x 180" (62.5 mm x 55 m) of aluminum tape for attaching cable to pipe. Minimum installation temperature is 32°F (0°C) | AT-180 | All |
| Pipe Adapter | Pipe adapter for SC-JB Kits to increase the stand height by 1.5". | SC-JB-PIPE ADAPTER | All |

North America

Tel +1.800.545.6258
 Fax +1.800.527.5703
 thermal.info@nvent.com

Europe, Middle East, Africa

Tel +32.16.213.511
 Fax +32.16.213.604
 thermal.info@nvent.com

Asia Pacific

Tel +86.21.2412.1688
 Fax +86.21.5426.3167
 cn.thermal.info@nvent.com

Latin America

Tel +1.713.868.4800
 Fax +1.713.868.2333
 thermal.info@nvent.com



nVent.com

Our powerful portfolio of brands:

CADDY ERICO HOFFMAN RAYCHEM SCHROFF TRACER