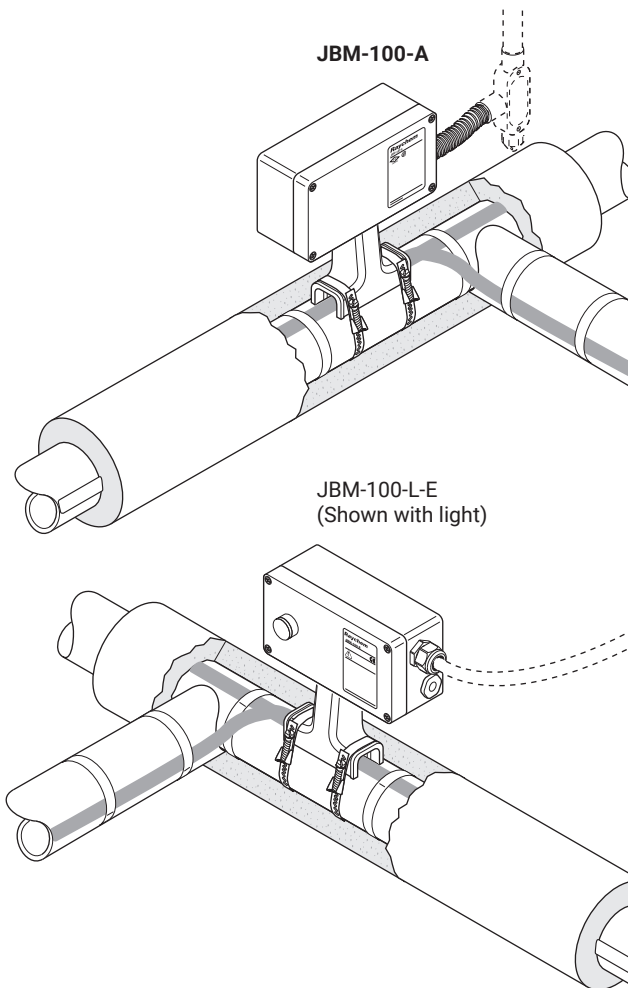


MULTIPLE-ENTRY POWER/SPLICE/TEE CONNECTION WITH JUNCTION BOX



PRODUCT OVERVIEW

The nVent RAYCHEM JBM-100 kit serves as a power connection, splice, or tee for up to three RAYCHEM brand BTV, QTVR, XTV, KTV, or VPL heating cables. It is approved by FM, CSA, PTB and IEx for use in hazardous locations.

The JBM-100 integrates the functions of connection kits and insulation entries. The rugged stand protects the heating cable and allows for up to four inches (100 mm) of nVent insulation.

The cold-applied core sealer does not require a heat gun or torch for installation, so no hot work permit is necessary. The silicone-free, noncuring sealant allows easy installation and re-entry for maintenance.

Innovative spring clamp terminals provide fast installation and safe, reliable, maintenance-free operation.

Compared with other systems, this connection kit significantly reduces installation time. The kit is offered in three versions, customized for local installation practices. All kits are also available with a plug-in LED light (-L) that indicates when power is supplied to the heating cable circuit.

The kit contains all the necessary materials for a complete installation except for the pipe straps, which must be ordered separately.



DESCRIPTION

JBM-100-A, A6 JBM-100-L-A*	JBM-100-E JBM-100-L-E*	JBM-100-EP JBM-100-L-EP*
*Not for use with 480 V VPL		
This kit has a junction box with one through hole. The kit includes one stopping plug.	This kit has a junction box with two M25 threaded entries, one stopping plug and one plastic power cable gland.	This kit has a junction box with two M25 threaded entries, an earthing plate and an external earthing stud. It is designed for use with armored power cables.











KIT CONTENTS

Note: Order appropriate pipe straps separately (two straps per kit)	1 junction box with terminals 1 stand assembly 3 core sealers 3 green/yellow tubes 1 3/4 in stopping plug assembly 1 light module (for -L only) 2 grommet plugs	1 junction box with terminals 1 stand assembly 3 core sealers 3 green/yellow tubes 1 M25 gland for power cable 8–17 mm in diameter 2 M25 stopping plugs 1 light module (for -L only) 2 grommet plugs	1 junction box with terminals, earth continuity plate, and stud 1 stand assembly 3 core sealers 3 green/yellow tubes 2 M25 stopping plugs 1 light module (for -L only) 2 grommet plugs
---	---	---	--

APPROVALS

*Not for use with 480 V VPL

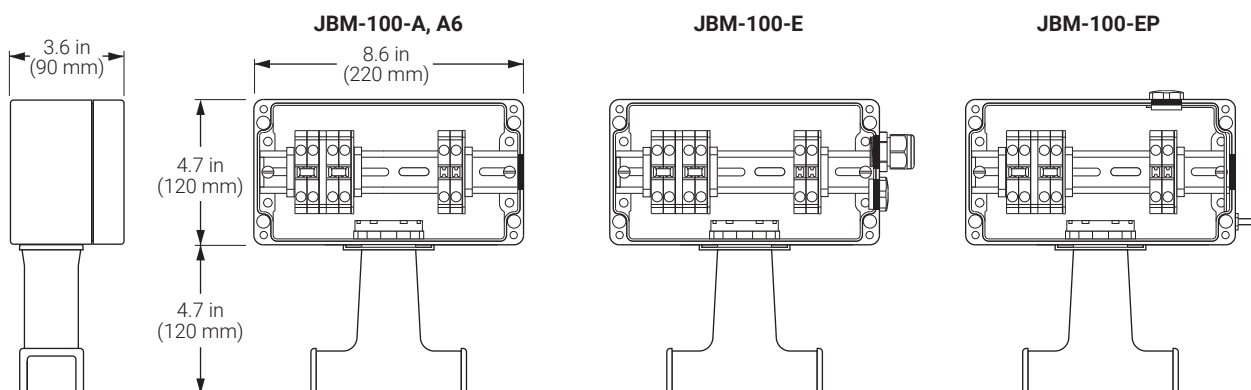
Hazardous Locations

 Class I, Div. 2, Groups A, B, C, D ⁽²⁾ Class II, Div. 2, Groups E, F, G ⁽²⁾ Class III ⁽²⁾	 PTB 09 ATEX 1056U II 2G Ex e (e mb) II II 2D Ex tD (tD mbD) A21 IP66 IECEx PTB09.0027U Ex e (e mb) II Ex tD (tD mbD) A21 IP66	 PTB 09 ATEX 1056U II 2G Ex e (e mb) II II 2D Ex tD (tD mbD) A21 IP66 IECEx PTB09.0027U Ex e (e mb) II Ex tD (tD mbD) A21 IP66
 ⁽¹⁾ CLI, ZN1, AEx e II T ⁽²⁾ CLI, ZN1, AEx em II T ⁽²⁾ (for -L only)	 Ex e II T ⁽²⁾	 Ex em II T ⁽²⁾
 Ex e II T ⁽²⁾ Ex em II T ⁽²⁾ (for -L only)	 Ex e IIC T* Gb Ex em IIC T* Gb	 Ex em IIC T* Gb Ex e IIC T* Gb
 Ex e IIC T* Gb Ex em IIC T* Gb		

⁽¹⁾Except VPL

⁽²⁾For T-rating, see heating cable or design documentation

DIMENSIONS



PRODUCT SPECIFICATIONS

	JBM-100-A, A6	JBM-100-E	JBM-100-EP
Heating cable capability	BTV-CR, BTV-CT, QTVR-CT, XTV-CT, KTV-CT and VPL-CT		
Ingress protection	Type 4X	IP66	IP66
Entries	1 x 0.75 in (1 x 1 in for A6)	2 x M25	2 x M25
Minimum installation temperature	-40°F (-40°C)	-40°F (-40°C)	-40°F (-40°C)
Minimum ambient temperature	-75°F (-60°C)*	-60°F (-50°C)*	-60°F (-50°C)*
Maximum ambient temperature	132°F (56°C)*	132°F (56°C)*	132°F (56°C)*
	* For -L lighted kits, the ambient temperature range is -40°F (-40°C) to 104°F (40°C). For non-lighted kits, use a power wire with continuous temperature rating of > 194°F (90°C). For -E and -EP kits use a metallic power cable gland.		
Maximum pipe temperature	500°F (260°C)	500°F (260°C)	500°F (260°C)
Terminals	Spring clamp Ex e 4 line, 2 ground	Spring clamp Ex e 2 phase, 2 neutral, 2 earth	Spring clamp Ex e 2 phase, 2 neutral, 2 earth
Maximum conductor size	8 AWG (A6 to 6 AWG)	10 mm ²	10 mm ²
Maximum operating voltage	480 Vac	480 Vac	480 Vac
Maximum circuit breaker rating	50 A	40 A	40 A

MATERIALS

Enclosure	Electrostatic charge-resistant glass-filled engineered polymer, black	Electrostatic charge-resistant glass-filled engineered polymer, black	Electrostatic charge-resistant glass-filled engineered polymer, black
Lid screws	Stainless steel	Stainless steel	Stainless steel
Lid gasket	Silicone rubber	Silicone rubber	Silicone rubber
Earth continuity plate	n/a	n/a	Steel, zinc-plated and yellow-chromated

OPTIONAL LED INDICATOR LIGHT

Color	Red	Green	Green
Voltage rating	100–277 Vac	100–277 Vac	100–277 Vac
Power consumption	< 1 W	< 1 W	< 1 W

ORDERING DETAILS

Multiple-entry power/splice/tee connection

Catalog number	JBM-100-A / JBM-100-A6	JBM-100-E	JBM-100-EP
Part number	179955-000 / P000001376	831519-000	986415-000
Weight	4.3 lb (1.95 kg)	1.9 kg (4.2 lb)	2.1 kg (4.6 lb)

Multiple-entry power/splice/tee connection with light

Catalog number	JBM-100-L-A	JBM-100-L-E	JBM-100-L-EP
Part number	656081-000	395855-000	300273-000
Weight	5.3 lb (2.4 kg)	2.3 kg (5.1 lb)	2.5 kg (5.5 lb)

North America

Tel +1.800.545.6258
Fax +1.800.527.5703
thermal.info@nvent.com

Europe, Middle East, Africa

Tel +32.16.213.511
Fax +32.16.213.604
thermal.info@nvent.com

Asia Pacific

Tel +86.21.2412.1688
Fax +86.21.5426.3167
cn.thermal.info@nvent.com

Latin America

Tel 1.713.868.4800
Fax +1.713.868.2333
thermal.info@nvent.com



nVent.com

Our powerful portfolio of brands:

CADDY ERICO HOFFMAN RAYCHEM SCHROFF TRACER