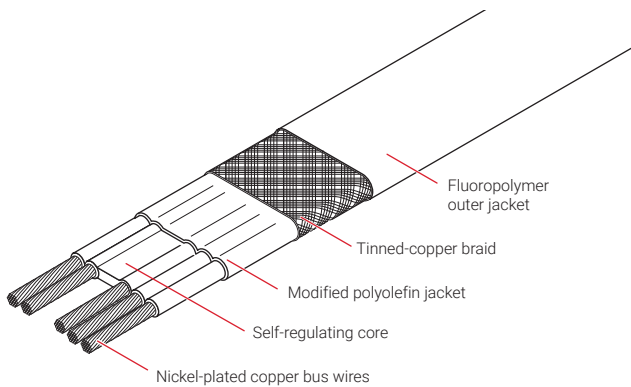


SELF-REGULATING HEATING CABLES FOR LONGLINE SYSTEMS ELECTRICAL FREEZE PROTECTION FOR VERY LONG PIPELINES IN BOTH NONHAZARDOUS AND HAZARDOUS LOCATIONS



Heating cable construction



PRODUCT OVERVIEW

The nVent Raychem VLBTV provides basic freeze protection and low-temperature maintenance for longline applications. The VLBTV heating cables can withstand continuous exposure to temperatures up to 150°F (65°C), and are configured for use in hazardous locations or in areas exposed to corrosives. VLBTV provides very long circuit length capability. It can be used for continuous circuit lengths of 1,000 (305 m) to 12,000 feet (3660 m), powered from a single source. VLBTV is especially well suited for tracing long pipelines containing temperature-sensitive fluids.

APPLICATION

Area classification	Nonhazardous and hazardous locations
Traced surface type	Metal
Chemical resistance	Organic and aqueous inorganic chemicals and corrosives

SUPPLY VOLTAGE

480–600 Vac 3-Phase, 4-Wire

TEMPERATURE RATING

Maximum continuous exposure	150°F (65°C)
Maximum intermittent exposure	185°F (85°C)
Minimum installation temperature	-40°F (-40°C)

TEMPERATURE ID NUMBER (T-RATING)

T6, 185°F (85°C)
Temperature ID numbers are consistent with North America national electrical codes.

APPROVALS

Hazardous Locations



Class I, Div. 2, Groups B, C, D
Class II, Div. 2, Groups F and G
Class III

CIRCUIT LENGTH

	480 Vac 3-Phase, 4-Wire	600 Vac 3-Phase, 4-Wire
Minimum length	1,000 ft (305 m)	4,000 ft (1,220 m)
Maximum length	10,000 ft (3,050 m)	12,000 ft (3,660 m)

DESIGN AND INSTALLATION

For proper design and installation of a VLBT system and connection kit selection, contact nVent. Literature is available via the nVent web site nVent.com/thermal.

DESIGN AND INSTALLATION

Power output on insulated metal pipes*

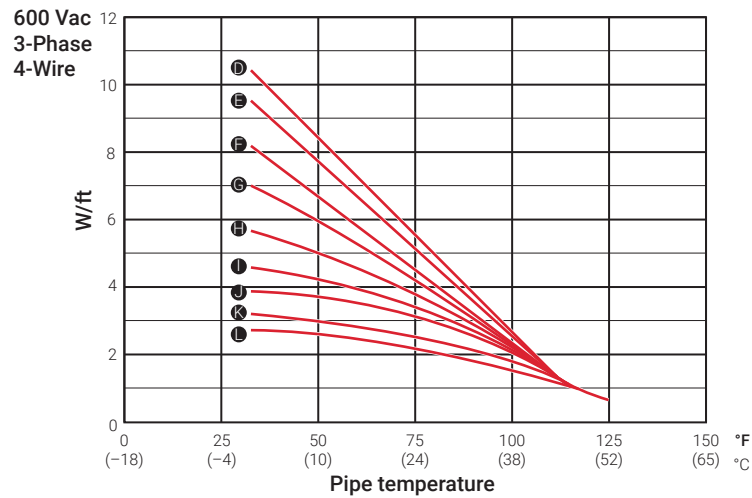
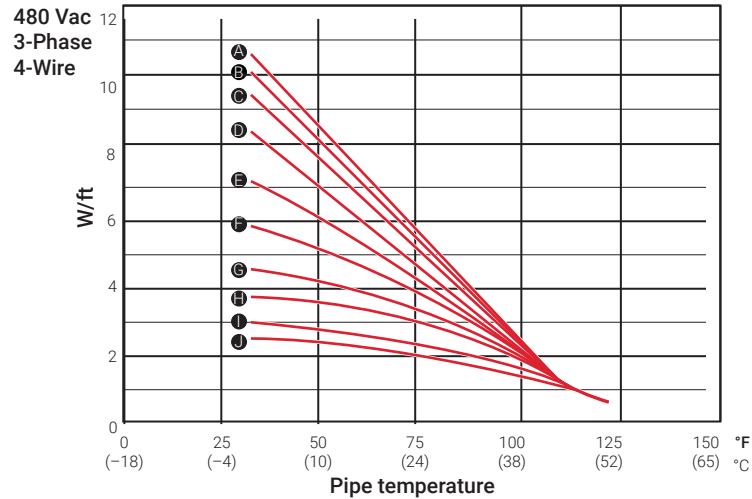
Circuit length

- Ⓐ 1,000 ft
- Ⓑ 2,000 ft
- Ⓒ 3,000 ft
- Ⓓ 4,000 ft
- Ⓔ 5,000 ft
- Ⓕ 6,000 ft
- Ⓖ 7,000 ft
- Ⓗ 8,000 ft
- Ⓘ 9,000 ft
- Ⓚ 10,000 ft
- Ⓛ 11,000 ft
- Ⓜ 12,000 ft

W/m = 3.28 x W/ft

°C = 5/9 (°F-32)

* For power output inside U-shaped channels consult nVent



ORDERING DETAILS

Description	Part number
VLBT2-CT	409755-000

CONNECTION KITS

These connection kits must be used to ensure proper functioning of the product and compliance with warranty, code, and approvals requirements: VBK-System, VBK-S (splice)

North America

Tel +1.800.545.6258
Fax +1.800.527.5703
thermal.info@nvent.com

Europe, Middle East, Africa

Tel +32.16.213.511
Fax +32.16.213.604
thermal.info@nvent.com

Asia Pacific

Tel +86.21.2412.1688
Fax +86.21.5426.3167
cn.thermal.info@nvent.com

Latin America

Tel +1.713.868.4800
Fax +1.713.868.2333
thermal.info@nvent.com



nVent.com

Our powerful portfolio of brands:

CADDY ERICO HOFFMAN RAYCHEM SCHROFF TRACER