

TERMINATION KITS – COMMERCIAL WIRING



FOR PYROTENAX COPPER SHEATHED MINERAL INSULATED (MI) WIRING CABLE

PRODUCT OVERVIEW

The nVent PYROTENAX Pyropak and QuickTerm kits are used to field-terminate nVent PYROTENAX copper sheathed MI wiring cables.

QuickTerm Termination Kit

The QuickTerm termination kit is used to field-terminate #6 AWG and larger single conductor copper-sheathed MI wiring cable in nonhazardous areas and is available in two versions. The Size-for-size QuickTerm kit allows the MI solid conductor to be joined to an equal size flexible tail. The sized-up QuickTerm kit allows the MI solid conductor to be joined to a larger size flexible tail.

The QuickTerm kit contains enough material to terminate two cable ends and offers the following features and benefits:

- Includes a special connector to splice the solid MI conductor to a flexible tail
- Reduces the time required to make the cable termination
- Offers improved flexibility of the tail in the cabinet or enclosure

The flexible tail, supplied by the installer, must be compatible with the current rating of the circuit. The tail size selected will depend on whether a "Size-for-size" or a "Sized-up" QuickTerm is used (see "Table 1 QuickTerm Kit Configuration Information" for QuickTerm tail sizes). For further information on installing QuickTerm kits, refer to:

- QuickTerm Installation Instructions (Size-for-size) (H58290)
- Sized-up QuickTerm Installation Instructions (H58264)
- Service Entrance QuickTerm Termination Kit Installation Instructions (H58379)

Pyropak Termination Kit

Pyropak termination kits are available for all copper sheathed cables. 14 AWG to 8 AWG single conductor and all multiconductor copper-sheathed cables must be terminated with a Pyropak termination kit.

Pyropak kits are approved for use in nonhazardous and hazardous areas. The cable end is sealed using either a mastic sealing compound or an epoxy sealing compound, depending on the temperature rating required. Each kit contains enough material to terminate two cable ends.

To reduce installation time, mineral insulated wiring cables can be supplied with factory terminated ends. Copper-sheathed cables are supplied with brass gland connectors and the cable ends are sealed using the epoxy sealing compound. Refer to the System 1850 data sheet (H57442) and the System 1850 Twisted Pair data sheet (H57473) for further information on wiring cables for use in commercial applications.

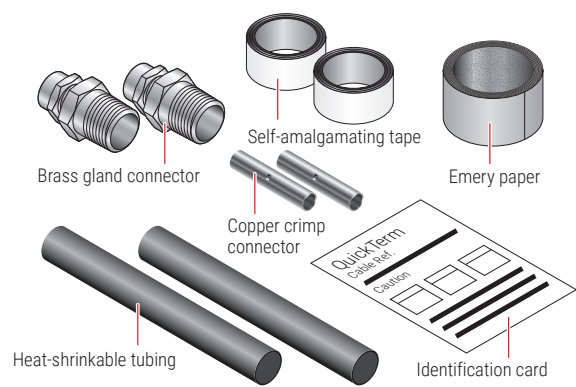
nVent PYROTENAX mineral insulated wiring cables are approved as a complete system only when used with the appropriate nVent PYROTENAX termination kit. The use of nonapproved components will compromise the reliability of the system and invalidate approvals and warranties.

For more information on termination kits for MI cable, contact your nVent representative or phone (800) 545-6258.

TERMINATION KITS

Copper-sheathed cables	
Pyropak	Yes
QuickTerm (single conductor cables)	Yes*
* Available for #6 AWG and larger cables	

QUICKTERM TERMINATION KITS FOR SINGLE CONDUCTOR COPPER-SHEATHED CABLES



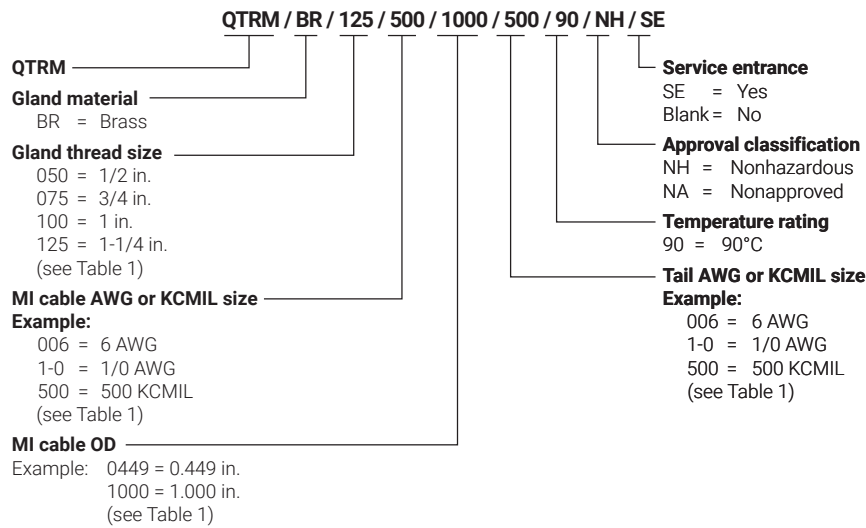
Termination type	Field termination (for two cable ends)
Seal type	Self-amalgamating tape
Temperature rating	194°F (90°C) maximum
Gland connector	Brass
Gland size	1/2", 3/4", 1", or 1-1/4" NPT depending on cable size
Cable configurations	For #6 AWG and larger single conductor copper-sheathed cables
Tail type and AWG size	Supplied by installer (see for tail size)
	Note: Use a cable certified for the application

APPROVALS



Nonhazardous Locations

QUICKTERM KIT CATALOG NUMBER CONFIGURATOR



Example: Sized-up QuickTerm kit required for 1/3/0-621, single conductor # 3/0 AWG cable to use a 350 kcmil tail is:

Catalog No.: QTRM / BR / 075 / 3-0 / 0621 / 350 / 90 / NH

TABLE 1 QUICKTERM KIT CONFIGURATION INFORMATION

System 1850 - Fire-rated MI cable					
Common information for all QuickTerm kits					
MI cable reference number	Gland thread size (in)	MI cable size (AWG / kcmil)	MI cable diameter (in)	Tail size required for Sized-up QuickTerm ¹ (AWG / kcmil)	Tail size required for Size-for-size QuickTerm ¹ (AWG / kcmil)
1/6-340	1/2	6	0.340	2	6
1/4-402	1/2	4	0.402	1/0	4
1/3-449	3/4	3	0.449	2/0	3
1/2-449	3/4	2	0.449	3/0	2
1/1-496	3/4	1	0.496	4/0	1
1/1/0-512	3/4	1/0	0.512	4/0	1/0
1/2/0-580	3/4	2/0	0.580	250	2/0
1/3/0-621	3/4	3/0	0.621	350	3/0
1/4/0-684	1	4/0	0.684	500	4/0
1/250-746 ²	1-1/4	250	0.746	500 600	250
1/350-834 ²	1-1/4	350	0.834	500 750	350
1/500-1000	1-1/4	500	1.000	750	500

¹ Stranded conductor tail to be supplied by contractor / installer.

² Sized-up QuickTerm: select the appropriate tail size for application.

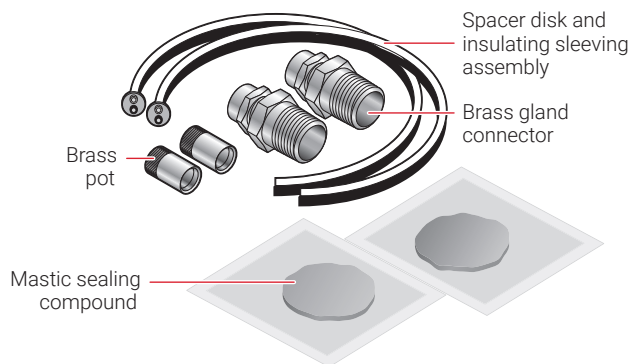
System 1850-SE - Service Entrance MI cable					
Common information for all QuickTerm kits					
MI cable reference number	Gland thread size (in)	MI cable size (AWG / kcmil)	MI cable diameter (in)	Tail size required for Sized-up QuickTerm ¹ (AWG / kcmil)	Tail size required for Size-for-size QuickTerm ¹ (AWG / kcmil)
1/350-834 ²	1-1/4	350	0.834	500 750	350
1/500-1000	1-1/4	500	1.000	750	500

¹ Stranded conductor tail to be supplied by contractor / installer.

² Sized-up QuickTerm: select the appropriate tail size for application.

PYROPAK TERMINATION KITS FOR COPPER-SHEATHED CABLES

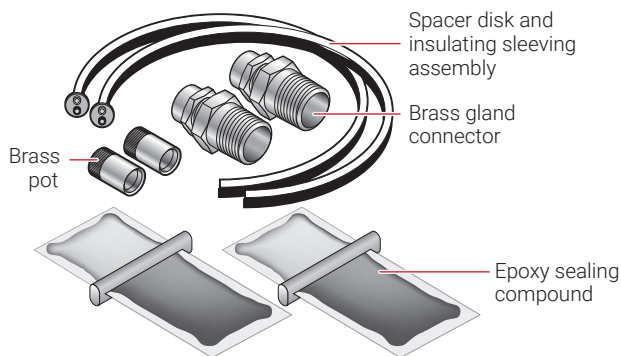
Mastic sealing compound



Termination type	Field termination (for two cable ends)
Pot type	Threaded pot/screw-on pot
Seal type	Mastic sealing compound
Temperature rating	

Maximum Temperature	Mastic	Tail Sleeving	Area Classification
221°F (105°C)	Standard	PVC	Hazardous and nonhazardous

Epoxy sealing compound



Termination type	Field termination (for two cable ends)
Pot type	Threaded pot/screw-on pot
Seal type	Epoxy sealing compound
Temperature rating	

Maximum Temperature	Epoxy	Tail Sleeving	Area Classification
221°F (105°C)	Standard	PVC	Hazardous and nonhazardous
248°F (120°C)	Standard	Silicone fiberglass	Hazardous and nonhazardous
302°F (150°C)	Optional	Silicone fiberglass	Hazardous and nonhazardous
392°F (200°C)	Optional	Silicone fiberglass	Nonhazardous

Gland connector	Brass
Gland size	1/2", 3/4", 1", or 1-1/4" NPT depending on cable size
Cable configurations	For single and multiconductor cables
Standard tail length	12 in (30 cm) or 36 in (91 cm) (If longer tail lengths are required, contact nVent)
Tail AWG size	16 AWG – 500 kcmil solid

Gland connector	Brass
Gland size	1/2", 3/4", 1", or 1-1/4" NPT depending on cable size
Cable configurations	For single and multiconductor cables
Standard tail length	12 in (30 cm) or 36 in (91 cm) (If longer tail lengths are required, contact nVent)
Tail AWG size	16 AWG – 500 kcmil solid

APPROVALS



Nonhazardous Locations
Hazardous Locations
 Class I, Div. 1 and 2, Groups A, B, C, D
 Class II, Div. 1 and 2, Groups E, F, G
 Class III



Nonhazardous Locations
Hazardous Locations
 Class I, Div. 1 and 2, Groups A, B, C, D
 Class II, Div. 1 and 2, Groups E, F, G
 Class III

Note: For field-terminated cables, tails are obtained by stripping back the cable sheath; refer to the product installation instructions for details.

PYROPAK KIT CATALOG NUMBER CONFIGURATOR FOR COPPER-SHEATHED CABLE

Imperial: PPAK / BR / 125 / T 1 / 1000 / 105 / D1 / 01 / 500 / A036B012IN
or
Metric: PPAK / BR / 125 / T 1 / 1000 / 105 / D1 / 01 / 500 / A091B030CM

PPAK _____

Gland material _____
 BR = Brass

Gland thread size _____
 050 = 1/2 in.
 075 = 3/4 in.
 100 = 1 in.
 125 = 1-1/4 in.
 (see Table 2)

Type of pot _____
 T = Threaded pot/screw-on pot

Tail material _____
 1 = PVC sleeving*
 3 = Silicone fiberglass sleeving**

MI cable OD _____
 Example: 0449 = 0.449 in.
 1000 = 1.000 in.
 (see Table 2)

Termination temperature rating (°C) _____

Using standard epoxy sealing compound:

Temperature	Tail material	Approvals
105	PVC sleeving*	D1/D2/NA/NH
120	Silicone fiberglass sleeving**	D1/D2/NA/NH

Using optional epoxy sealing compound:

Temperature	Tail material	Approvals
150	Silicone fiberglass sleeving**	D1/D2/NA/NH
200	Silicone fiberglass sleeving**	NA/NH

Using mastic sealing compound:

Temperature	Tail material	Approvals
105	PVC sleeving*	D1/D2/NA/NH

Tail length both ends & unit of measure
Imperial example:
 A036B012IN = 36" tail end "A", 12" tail end "B"
Metric example:
 A091B030CM = 91 cm tail end "A", 30 cm tail end "B"
Note: A Pyropak kit includes material to terminate both ends of a cable run. Select tail length for each end.

AWG or KCMIL size
Example:
 016 = 16 AWG
 1-0 = 1/0 AWG
 500 = 500 KCMIL
 (see Table 2)

Number of conductors
Example:
 01 = 1 conductor
 04 = 4 conductors
 10 = 10 conductors

Area classification
 D1 = Class I, Div 1 & 2, Groups A, B, C & D
 Class II, Div 1 & 2, Groups E, F & G
 Class III
Note: For D1 locations, epoxy sealing compound is normally supplied.
 D2 = Class I, Div 2, Groups A, B, C & D
 Class II, Div 2, Groups E, F & G
 Class III

NA = Nonapproved
 NH = Nonhazardous

Note: Specify "Standard" or "Optional" epoxy sealing compound or "Mastic" sealing compound when ordering.

* PVC sleeving is standard

** Select Silicone fiberglass sleeving if termination will be exposed to temperatures between 105°C and 200°C

Legend

D1 = Division 1
 D2 = Division 2
 NA= Nonapproved
 NH= Nonhazardous

Example: Pyropak kit required for 4/14-465, four-conductor, # 14 AWG cable, for Class I, Div 1, with 12 in PVC insulated tails on both ends, and using standard epoxy sealing compound is:

Catalog No.: PPAK / BR / 075 / T1 / 0465 / 105 / D1 / 04 / 014 / A012B012IN with standard epoxy sealing compound

TABLE 2 PYROPAK KIT CONFIGURATION INFORMATION FOR COPPER-SHEATHED CABLES

System 1850 – Fire-rated MI cable			
MI Cable reference number	Gland thread size (in)	MI cable diameter (in)	MI cable size (AWG/kcmil)
Single conductor			
1/16-215	1/2	0.215	16
1/14-230	1/2	0.230	14
1/12-246	1/2	0.246	12
1/10-277	1/2	0.277	10
1/8-298	1/2	0.298	8
1/6-340	1/2	0.340	6
1/4-402	1/2	0.402	4
1/3-449	3/4	0.449	3
1/2-449	3/4	0.449	2
1/1-496	3/4	0.496	1
1/1/0-512	3/4	0.512	1/0
1/2/0-580	3/4	0.580	2/0
1/3/0-621	3/4	0.621	3/0
1/4/0-684	1	0.684	4/0
1/250-746	1-1/4	0.746	250
1/350-834	1-1/4	0.834	350
1/500-1000	1-1/4	1.000	500
Two conductor			
2/16-340	1/2	0.340	16
2/14-371	1/2	0.371	14
2/12-402	1/2	0.402	12
2/10-449	3/4	0.449	10
2/8-512	3/4	0.512	8
2/6-590	3/4	0.590	6
2/4-684	1	0.684	4
2/3-768	1-1/4	0.768	3
2/2-865	1-1/4	0.865	2
2/1-975	1-1/4	0.975	1
Three conductor			
3/16-355	1/2	0.355	16
3/14-387	1/2	0.387	14
3/12-480	3/4	0.480	12
3/10-480	3/4	0.480	10
3/8-590	3/4	0.590	8
3/6-621	3/4	0.621	6
3/4-746	1-1/4	0.746	4
3/3-834	1-1/4	0.834	3
Four conductor			
4/16-387	1/2	0.387	16
4/14-465	3/4	0.465	14
4/12-465	3/4	0.465	12
4/10-590	3/4	0.590	10
4/8-590	3/4	0.590	8
4/6-730	1-1/4	0.730	6

TABLE 2 PYROPAK KIT CONFIGURATION INFORMATION FOR COPPER-SHEATHED CABLES

System 1850 – Fire-rated MI cable			
MI Cable reference number	Gland thread size (in)	MI cable diameter (in)	MI cable size (AWG/kcmil)
Seven conductor			
7/16-449	3/4	0.449	16
7/14-496	3/4	0.496	14
7/12-543	3/4	0.543	12
7/10-621	1	0.621	10
7/8-710	1-1/4	0.710	8
Twisted pair (two conductor)			
2/18-215T	1/2	0.215	18
2/16-246T	1/2	0.246	16
Shielded twisted pair (two conductor)			
2/18-324TS	3/4	0.324	18
2/16-364TS	3/4	0.364	16

North America

Tel +1.800.545.6258
 Fax +1.800.527.5703
thermal.info@nvent.com

Europe, Middle East, Africa

Tel +32.16.213.511
 Fax +32.16.213.604
thermal.info@nvent.com

Latin America

Tel +1.713.868.4800
 Fax +1.713.868.2333
thermal.info@nvent.com

Asia Pacific

Tel +86.21.2412.1688
 Fax +86.21.5426.2937
cn.thermal.info@nvent.com


nVent.com

Our powerful portfolio of brands:

CADDY ERICO HOFFMAN RAYCHEM SCHROFF TRACER